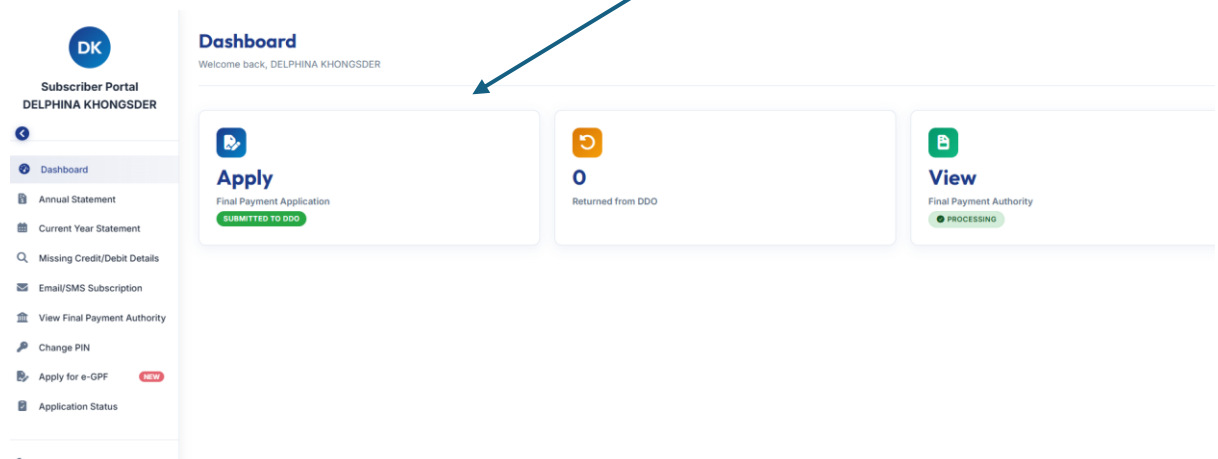


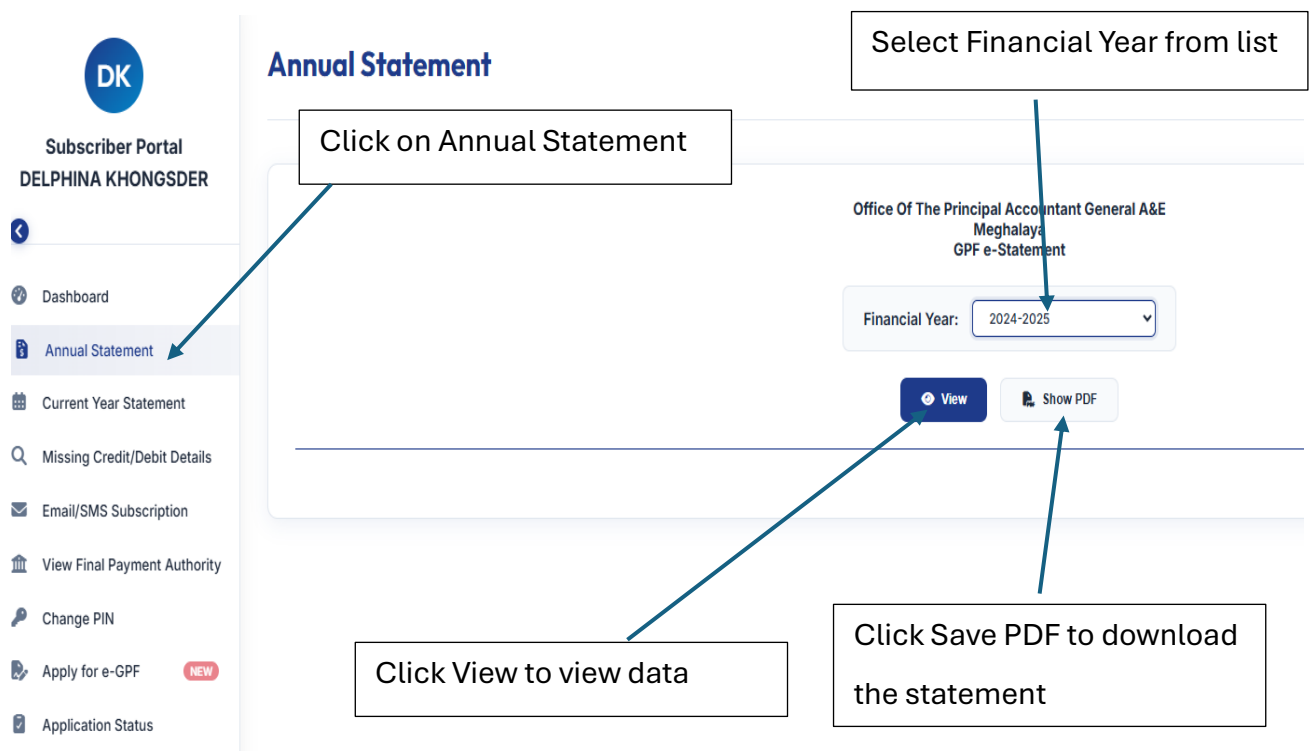
What can GPF Subscriber do?

- 1.View/download Annual Statement
2. View current year statement
- 3.View missing credit/debit details
4. Apply for Final Payment
5. View Final Payment Authority
6. Application status
7. Change MPIN

On login, it will show the dashboard as below:



View/Download Annual Statement



View Current year Statement

The screenshot shows the 'Subscriber Portal' for DELPHINA KHONGSDER. The left sidebar contains a menu with the following items: Dashboard, Annual Statement, Current Year Statement (highlighted), Missing Credit/Debit Details, Email/SMS Subscription, View Final Payment Authority, Change PIN, Apply for e-GPF (NEW), and Application Status. The main content area is titled 'Office Of The Principal Accountant General A&E Meghalaya GPF e-Statement'. It features a 'Financial Year' dropdown menu set to '2025-2026'. Below the dropdown are two buttons: 'View' and 'Show PDF'. Callout boxes with arrows point to these elements: 'Click on Current Year Statement' points to the menu item; 'Select Financial Year from list' points to the dropdown; 'Click View to view data' points to the 'View' button; and 'Click Save PDF to download the statement' points to the 'Show PDF' button.

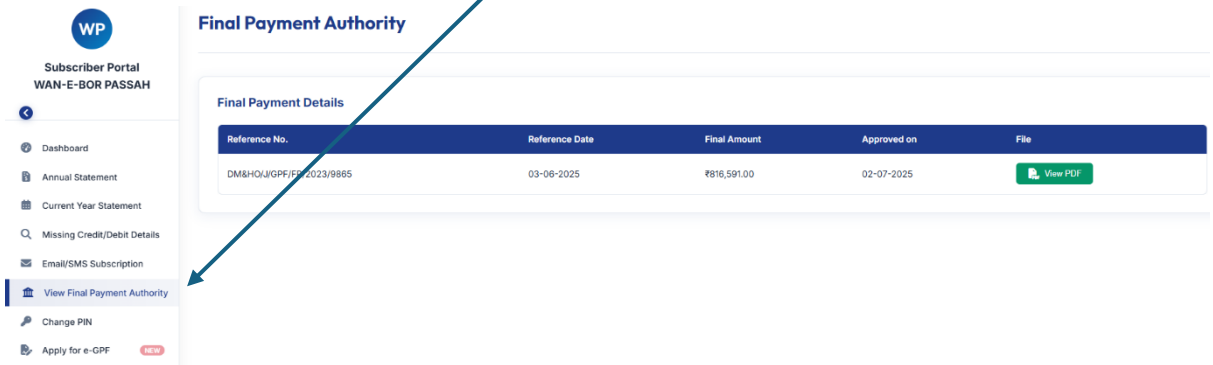
Missing Credit/Debit Details

The screenshot shows the 'Missing Credit/Debit Details' page. The left sidebar is identical to the previous screenshot, with 'Missing Credit/Debit Details' highlighted in the menu. The main content area is titled 'Office of The Principal Accountant General (A & E), Meghalaya' and displays subscriber information: NAME: KHONGSDER DELPHINA, Date of Birth: 05-06-1969, and GPF No: MEG/POL/12279. Below this is a section titled 'Year/Month with Missing Credits' with a table structure. The table has two columns: 'Year' and 'Month'. The table is currently empty, with the text 'No missing credits/debits found' centered below it. A callout box with an arrow points to the 'Missing Credit/Debit Details' menu item in the sidebar.

This screen will show the GPF subscriber if any Missing Credit/Debit is exit against the Subscriber's Account

View Final Payment Authority

Click to view Final Payment Authority



The screenshot displays the 'Subscriber Portal' for WAN-E-BOR PASSAH. The left sidebar contains a menu with the following items: Dashboard, Annual Statement, Current Year Statement, Missing Credit/Debit Details, Email/SMS Subscription, View Final Payment Authority (highlighted), Change PIN, and Apply for e-GPF (NEW). The main content area is titled 'Final Payment Authority' and features a table of 'Final Payment Details'.

Reference No.	Reference Date	Final Amount	Approved on	File
DM&HOJ/GPF/FP/2023/9865	03-06-2025	₹16,591.00	02-07-2025	View PDF

Note: In case the Final Payment Authority is issued by the AG. Office, the same will be shown in this page